

COVID-19 ANTIBODY TEST



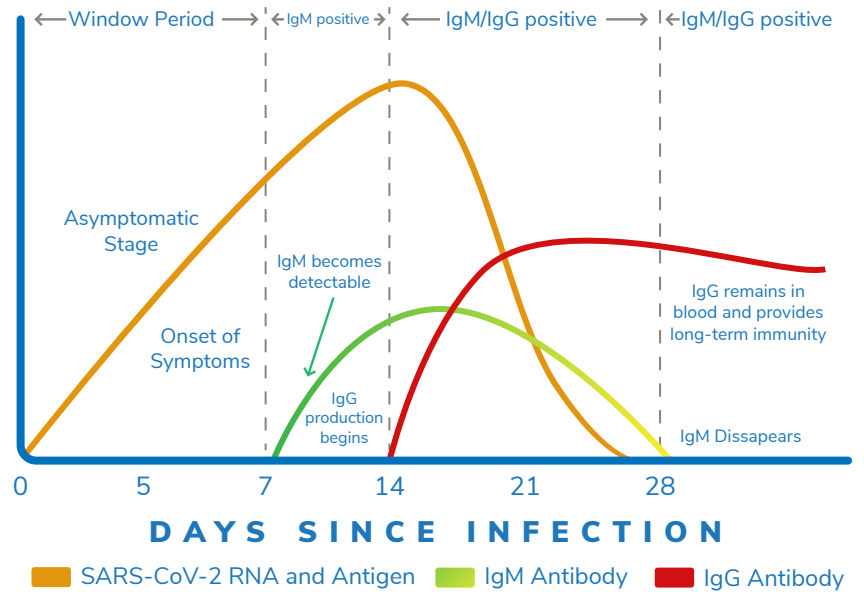
Screens COVID-19 IgG and IgM antibodies

SAMPLE
Blood, Plasma, Serum

FAST RESULTS
Ready in 10 minutes

SAMPLE SIZE
10 uL Blood
5 uL Plasma, Serum

UNDERSTANDING WHAT THE RESULTS MEAN



DIAGNOSTIC GUIDELINE

IgM- IgG-

You have either never been infected with COVID-19 or you have been infected in the last few days and you have not yet developed detectable antibodies to the virus. If symptoms or suspicion of disease persists, repeat the test every 48 hours for one week.

IgM+ IgG-

It is likely that you have been infected with COVID-19 in the last 5–10 days.

IgM+ IgG+

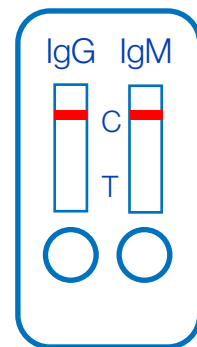
It is likely you were infected with COVID-19 in the last few months.

IgM- IgG+

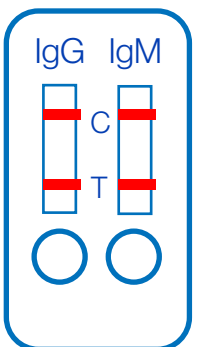
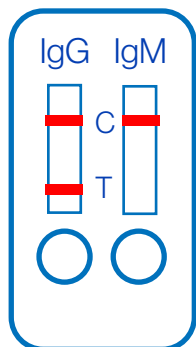
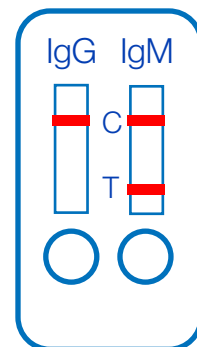
It is likely that you were infected with COVID-19 months to years ago.

INTERPRETATION OF RESULTS

Negative



Positive



NOTE: The intensity of the colored lines (bands) in the test line region (T) will vary depending on the concentration of COVID-19 IgM/IgG antibodies present in the specimen. Therefore, any shade of red in the test region (T) should be considered positive.